

# Biotinylated Human 2B4/CD244/SLAMF4 Protein

Cat. No. 2B4-HM401B

## Description

<b>Source</b>	Recombinant Biotinylated Human 2B4/CD244/SLAMF4 Protein is expressed from HEK293 with His tag and Avi tag at the C-Terminus. It contains Cys22-Arg221.
<b>Accession</b>	Q9BZW8-2
<b>Molecular Weight</b>	The protein has a predicted MW of 24.9 kDa. Due to glycosylation, the protein migrates to 48-70 kDa based on Bis-Tris PAGE result.
<b>Endotoxin</b>	Less than 1EU per $\mu\text{g}$ by the LAL method.
<b>Purity</b>	> 95% as determined by Bis-Tris PAGE > 95% as determined by HPLC

## Formulation and Storage

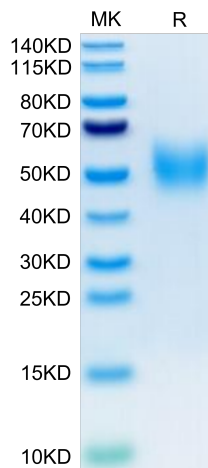
<b>Formulation</b>	Lyophilized from 0.22 $\mu\text{m}$ filtered solution in PBS (pH 7.4). Normally 8% trehalose is added as protectant before lyophilization.
<b>Reconstitution</b>	Centrifuge the tube before opening. Reconstituting to a concentration more than 100 $\mu\text{g}/\text{ml}$ is recommended. Dissolve the lyophilized protein in distilled water.
<b>Storage</b>	-20 to -80°C for 12 months as supplied from date of receipt. -80°C for 3 months after reconstitution. Recommend to aliquot the protein into smaller quantities for optimal storage. Please minimize freeze-thaw cycles.

## Background

2B4 (CD244) is expressed by memory-phenotype CD8(+) T cells and all natural killer (NK) cells. The ligand for 2B4, CD48, is expressed on hematopoietic cells. 2B4 is conserved in humans and mice, and a number of reports have linked 2B4 with activation of lymphocytes. Engagement of 2B4 on NK cell surfaces with specific antibodies or CD48 can trigger cell mediated cytotoxicity, interferon  $\gamma$  secretion, phosphoinositol turnover and NK cell invasiveness.

## Assay Data

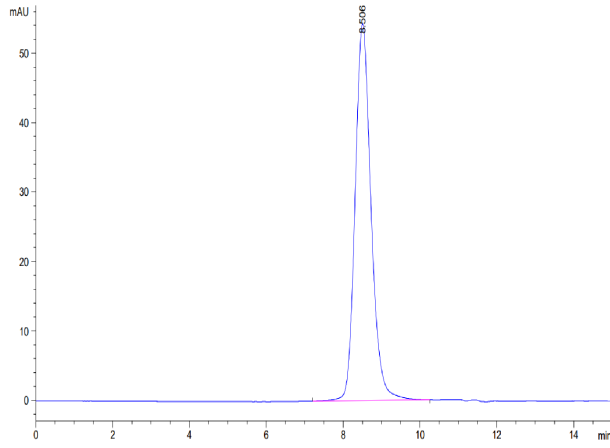
### Bis-Tris PAGE



Biotinylated Human 2B4 on Bis-Tris PAGE under reduced condition. The purity is greater than 95%.

### SEC-HPLC

Assay Data



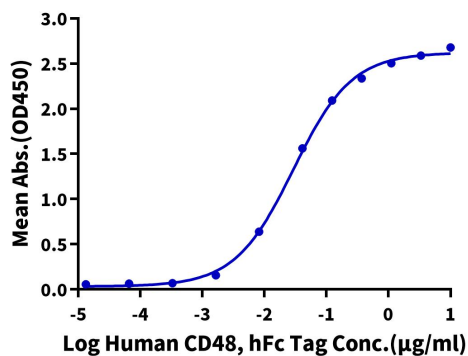
The purity of Biotinylated Human 2B4 is greater than 95% as determined by SEC-HPLC.

Assay Data

ELISA Data

**Biotinylated Human 2B4, His Tag ELISA**

0.05µg Biotinylated Human 2B4, His Tag Per Well



Immobilized Biotinylated Human 2B4, His Tag at 0.5µg/ml (100µl/well) on the streptavidin precoated plate (5µg/ml). Dose response curve for Human CD48, hFc Tag with the EC50 of 29.3ng/ml determined by ELISA.